S5000 | 选型指南 / *Selection guide*



安培 *Amps (Ith)*	规格 *Size*	系列 *Series*	连接 *Connection*	开关 O - I S5000 *On - Off switch S5000* 3P 型号 *Code*	开关 O - I S5000 3P+N *(1)* 型号 *Code*	直接手柄 *Direct handle* 蓝色 *Blue* 型号 *Code*	外部手柄 *External handle* 蓝色 *Blue* 型号 *Code*	外部手柄 红色 - 黄色 *Red - Yellow* 型号 *Code*	外部手柄 L *(mm)*	外部手柄 P *(mm)*	端子罩 *(2) Terminal shrouds (2)* 型号 *Code*
40	00	S5		S5-00403PB0	S5-00403NB0	DS-SI01	DS-SA01	DS-SR01	177	85... 195,5	-
63	00	S5		S5-00633PB0	S5-00633NB0	DS-SI01	DS-SA01	DS-SR01	177	85... 195,5	-
80	00	S5		S5-00803PB0	S5-00803NB0	DS-SI01	DS-SA01	DS-SR01	177	85... 195,5	-
125	0	S5		S5-01253PB0	S5-01253NB0	DS-SI01	DS-SA01	DS-SR01	177	87... 197,5	-
125	0	S5		S5-01253PS0	S5-01253NS0	DS-SI01	DS-SA01	DS-SR01	177	87... 197,5	-
160	0	S5		S5-01603PB0	S5-01603NB0	DS-SI01	DS-SA01	DS-SR01	177	87... 197,5	-
160	0	S5		S5-01603PS0	S5-01603NS0	DS-SI01	DS-SA01	DS-SR01	177	87... 197,5	-
200	0	S5		S5-02003PS0	S5-02003NS0	DS-SI01	DS-SA01	DS-SR01	177	87... 197,5	-
250 C	0	S5		S5-02503PD0	S5-02503ND0	DS-SI01	DS-SA01	DS-SR01	177	87... 197,5	-
250	1	S5		S5-02503PR0	S5-02503NR0	DS-SI11	DS-SA11	DS-SR11	227	103... 256	DS-CU11
315	1	S5		S5-03153PR0	S5-03153NR0	DS-SI11	DS-SA11	DS-SR11	227	103... 256	DS-CU11
400	1	S5		S5-04003PC0	S5-04003NC0	DS-SI11	DS-SA11	DS-SR11	227	103... 256	-
500	2	S5		S5-05003PR0	S5-05003NR0	DS-LI21	DS-LA21	DS-LR21	195	134... 240	DS-CU21
630	2	S5		S5-06303PR0	S5-06303NR0	DS-LI21	DS-LA21	DS-LR21	195	134... 240	DS-CU21
800 C	2	S5		S5-08003PC0	S5-08003NC0	DS-LI21	DS-LA21	DS-LR21	195	134... 240	DS-CU21
800	3	S5		S5-08003PR0	S5-08003NR0	DS-LI31	DS-LA31	DS-LR31	186	145... 242	DS-CU31
1000 C	3	S5		S5-10003PC0	S5-10003NC0	DS-LI31	DS-LA31	DS-LR31	186	145... 242	DS-CU31
1250 C	3	S5		S5-12503PC0	S5-12503NC0	DS-LI31	DS-LA31	DS-LR31	186	145... 242	DS-CU31
2000 C	3	S5		S5-20003PC0	S5-20003NC0	DS-LI41	DS-LA41	DS-LR41	239	145... 242	-
1000	4	S5		S5-10003PS0	S5-10003NS0	DS-LI41	DS-LA41	DS-LR41	239	235... 400	DS-CU41
1250	4	S5		S5-12503PS0	S5-12503NS0	DS-LI41	DS-LA41	DS-LR41	239	235... 400	DS-CU41
1600	4	S5		S5-16003PS0	S5-16003NS0	DS-LI41	DS-LA41	DS-LR41	239	235... 400	DS-CU41
1800	4	S5		S5-18003PS0	S5-18003NS0	DS-LI41	DS-LA41	DS-LR41	239	235... 400	DS-CU41
2000	5	S5		S5-20003PP0	S5-20003NP0	DS-LI41	DS-LA41	DS-LR41	239	420... 580	-
2500	5	S5		S5-25003PP0	S5-25003NP0	DS-LI41	DS-LA41	DS-LR41	239	420... 580	-
3150	5	S5		S5-31503PP0	S5-31503NP0	DS-LI41	DS-LA41	DS-LR41	239	420... 580	-
4000	6	S5		S5-40003PP0	S5-40003NP0	-	DS-EN61	-	333	578... 728	-
5000	6	S5		S5-50003PP0	S5-50003NP0	-	DS-EN61	-	333	720... 870	-
6300	6	S5		S5-63003PP0	S5-63003NP0	-	DS-EN61	-	333	720... 870	-

*(1) 预切换中性极（预跳 - 闭滞）。
*(2) 一套用于输入，一套用于输出。
*(3) 250 Vac时，Ie = 16 A（电阻负载）/4 A（电感负载）。
*(4) 外部手柄上的按键扳动到“OFF”位置，即可锁定手柄（也可以按要求在“ON”位置上锁定），手柄锁定后方可拆除按键。

另有：4P（直流电器同步4极切换）型和3P+NF（固定中性线）型；6P和8P型（参见第18页）。

*(1) *Advanced switched neutral (early make - late break).* *(2) *Order 1 set for input, 1 set for output.* *(3) *Ie = 16 A (resistive loads) / 4 A (inductive loads) at 250 Vac.* *(4) *For external handle, lock the handle by means of a key in position "OFF" (under request, in "ON"), the key can only be removed with the handle locked.*

Also available: 4P (simultaneous 4 - pole switching for dc applications) & 3P+NF (fixed neutral) versions; 6P & 8P versions (see page 18).



S5系列负荷开关的连接线路
Switch - disconnectors S5 series connection



S5系列负荷开关的连接线路 /
Switch - disconnectors S5 series connection /

• 尺寸，参见第26 - 30页 / *Dimensions, see page 26 - 30*
• 技术参数，参见第58页 / *Technical information, see page 58*

S5000 | 选型指南 / *Selection guide*



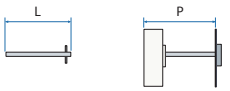



防护板 *Terminal protection* 型号 *Code*	辅助触点 *(3) Auxiliary contacts (3)* 1NA+1NC *1NO+1NC* 型号 *Code*	辅助触点 2NA+2NC *2NO+2NC* 型号 *Code*	轴外伸部 *Shaft extensions* 1类 / *Type 1* 型号 *Code*	1类 L *(mm)*	1类 P *(mm)*	2类 / *Type 2* 型号 *Code*	2类 L *(mm)*	2类 P *(mm)*	安全按键锁定装置 *(4) Safety key lock device (4)* 单 *Simple* 型号 *Code*	安全按键锁定装置 双 *Double* 型号 *Code*
-	D5LAU01	D5LAU02	DS-EP04	250	85... 278	DS-EP05	387	85... 415		
-	D5LAU01	D5LAU02	DS-EP04	250	85... 278	DS-EP05	387	85... 415	DS-CAB1	DS-CEB1
-	D5LAU01	D5LAU02	DS-EP04	250	85... 278	DS-EP05	387	85... 415		
-	D5LAU01	D5LAU02	DS-EP04	250	87... 278	DS-EP05	387	87... 415		
DS-CU01	D5LAU01	D5LAU02	DS-EP04	250	87... 278	DS-EP05	387	87... 415		
-	D5LAU01	D5LAU02	DS-EP04	250	87... 278	DS-EP05	387	87... 415	DS-CAB1	DS-CEB1
DS-CU01	D5LAU01	D5LAU02	DS-EP04	250	87... 278	DS-EP05	387	87... 415		
DS-CU01	D5LAU01	D5LAU02	DS-EP04	250	87... 278	DS-EP05	387	87... 415		
DS-CU01	D5LAU01	D5LAU02	DS-EP04	250	87... 278	DS-EP05	387	87... 415		
DS-CU12	D5LAU01	D5LAU02	DS-EP14	375	103... 415	DS-EP15	536	103... 576		
DS-CU12	D5LAU01	D5LAU02	DS-EP14	375	103... 415	DS-EP15	536	103... 576	DS-CA11	DS-CE11
DS-CU12	D5LAU01	D5LAU02	DS-EP14	375	103... 415	DS-EP15	536	103... 576		
DS-CU22	D5LAU01	D5LAU02	DS-EP23	345	134... 400	DS-EP24	535	134... 560		
DS-CU22	D5LAU01	D5LAU02	DS-EP23	345	134... 400	DS-EP24	535	134... 560	DS-CB21	DS-CF21
DS-CU22	D5LAU01	D5LAU02	DS-EP23	345	134... 400	DS-EP24	535	134... 560		
-	D5LAU01	D5LAU02	DS-EP32	336	145... 402	DS-EP24	535	145... 600		
-	D5LAU01	D5LAU02	DS-EP32	336	145... 402	DS-EP24	535	145... 600	DS-CB31	DS-CF31
-	D5LAU01	D5LAU02	DS-EP32	336	145... 402	DS-EP24	535	145... 600		
-	DS-AU11	DS-AU12	DS-EP44	485	145... 402	DS-EP45	635	145... 600		
-	D5LAU01	D5LAU02	DS-EP44	485	235... 686	DS-EP45	635	235... 836		
-	D5LAU01	D5LAU02	DS-EP44	485	235... 686	DS-EP45	635	235... 836	DS-CB41	DS-CF41
-	D5LAU01	D5LAU02	DS-EP44	485	235... 686	DS-EP45	635	235... 836		
-	D5LAU01	D5LAU02	DS-EP44	485	235... 686	DS-EP45	635	235... 836		
-	DS-AU11	DS-AU12								
-	DS-AU11	DS-AU12	待议 *Consult*	待议 *Consult*	待议 *Consult*	待议 *Consult*	待议 *Consult*	待议 *Consult*	DS-CB41	DS-CF41
-	DS-AU11	DS-AU12								
-	DS-AU11	DS-AU12								
-	DS-AU11	DS-AU12	待议 *Consult*	待议 *Consult*	待议 *Consult*	待议 *Consult*	待议 *Consult*	待议 *Consult*	DS-CS41	DS-CD41
-	DS-AU11	DS-AU12								

UM - S | Mando motorizado - 选型指南 / *Motorized unit - Selection guide*



系列 *Series*	规格 *Size*	UM外壳的尺寸 *UM housing size*	UM - S 电动单元 / *Motorized unit* 120 Vac/dc 型号 / *Code*	230 Vac/dc 型号 / *Code*	277 Vac/dc 型号 / *Code*
S5	1	T1	UM-S11120Z	UM-S11230Z	UM-S11277Z
	2	T2	UM-S21120Z	UM-S21230Z	UM-S21277Z
	3	T2	UM-S21120Z	UM-S21230Z	UM-S21277Z
	3 (2000C)	T3	UM-S32120Z	UM-S32230Z	UM-S32277Z
	4	T3	UM-S31120Z	UM-S31230Z	UM-S31277Z
	5	T3	UM-S32120Z	UM-S32230Z	UM-S32277Z

出厂前已经将驱动电机组安装在开关上。 *Motorized unit already mounted on the switch from factory.*

DIN卡轨安装 – 选型指南 / *DIN rail mounting - Selection guide*



DIN滑轨安装 / *DIN rail mounting* Amps / *Rating*	规格 / *Size*	连接 / *Connection*	型号 / *Code*
125... 160	0		DS-DN01

S5000 | 尺寸 / *Dimensions (mm)*



系列 Series	安培 Amps (Ith)	规格 Size	外部手柄和钻孔 / Panel handle and drilling 正视图 Front view	俯视图 Side view	直接手柄 / Direct handle 俯视图 Top view	配电柜上为手柄和锁定装置开设的钻孔 Panel drilling for handle and keylock device 单 / simple	双 / double	尺寸 Dimensions (mm)
S5	40 63 80	00	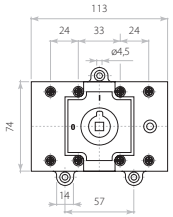	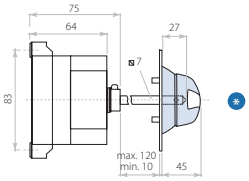	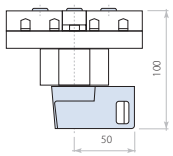	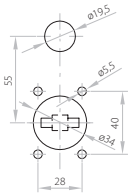	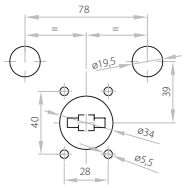	
	125 160		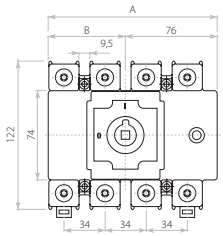	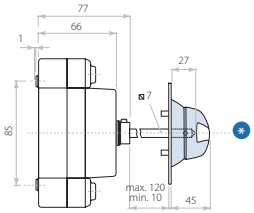	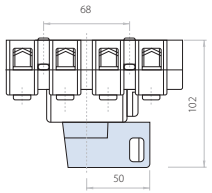	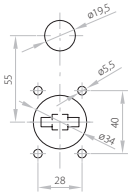	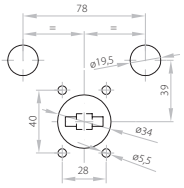	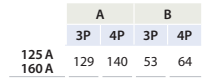
	125 160	0	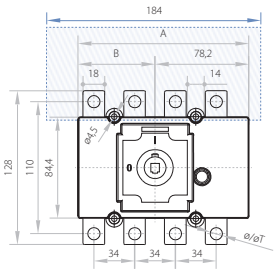	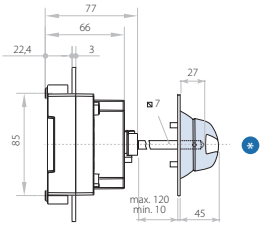	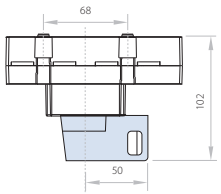	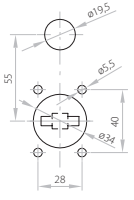	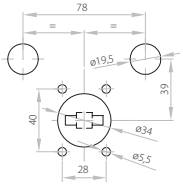	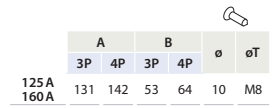
	200 250 C		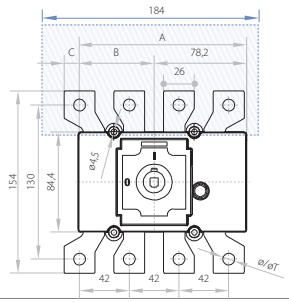	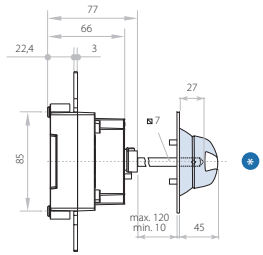	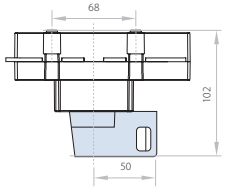	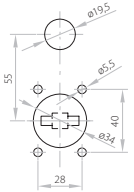	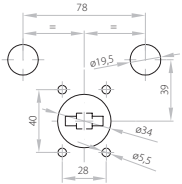	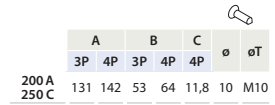

负荷开关和转换开关 / SWITCH - DISCONNECTORS

S5000 | 尺寸 / *Dimensions (mm)*

负荷开关和转换开关 / SWITCH - DISCONNECTORS

S5000 | 尺寸 / *Dimensions (mm)*

S5000 | 尺寸 / *Dimensions (mm)*

外部手柄和钻孔 / *Panel handle and drilling*

直接手柄 / *Direct handle*

系列 Series	安培 Amps (Ith)	规格 Size	正视图 Front view	俯视图 Side view	俯视图 Top view	配电柜上为手柄和锁定装置开设的钻孔 Panel drilling for handle and keylock device 单 / simple	双 / double	尺寸 (mm) Dimensions (mm)
S5	200 250 315	1	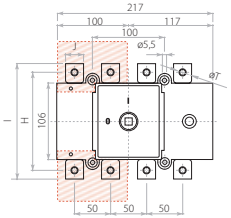	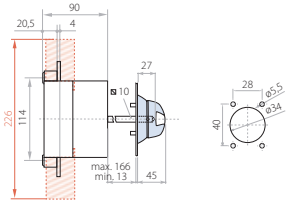	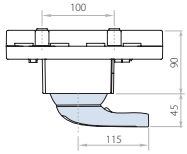	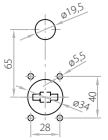	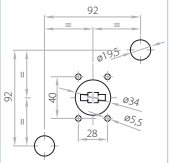	 H / I / J / øT 200 A: 130 / 150 / 20 / M8 250 A: 143 / 167 / 25 / M10 315 A: 143 / 167 / 25
	400		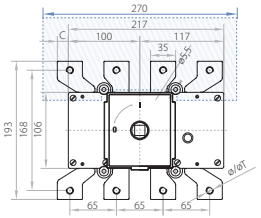	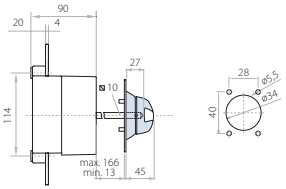	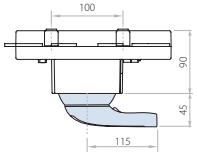	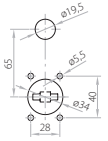	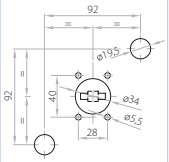	 C 4P / ø / øT 400 A: 15 / 10 / M10
	500 630 800 C	2	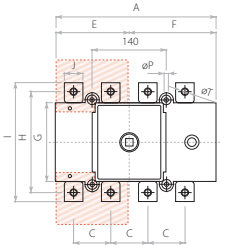	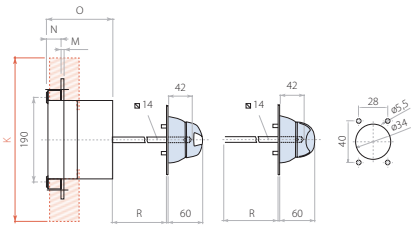	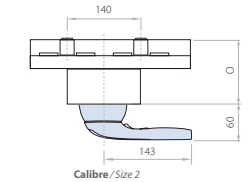	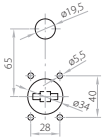	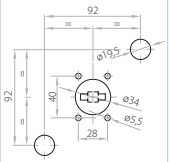	A C E F G H I J 500 A / 630 A - 800 C: 275 65 130 145 160 190 220 25 / 205 235 30  R: K M N max min O øP øT 290 5 30 119 13 121 6,5 M10
	800 1000 C 1250 C	3			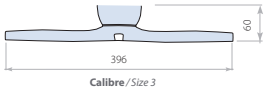	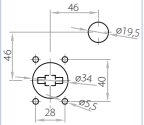	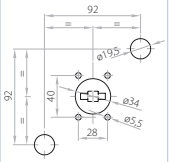	A C E F G H I J 800 A / 1000C - 1250C: 325 75 150 175 190 250 290 40  R: K M N max min O øP øT 340 8 39 105 13 137 9 M14
	2000 C	3	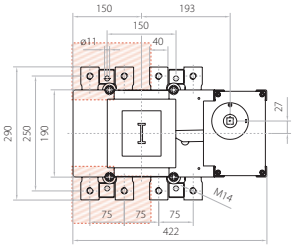	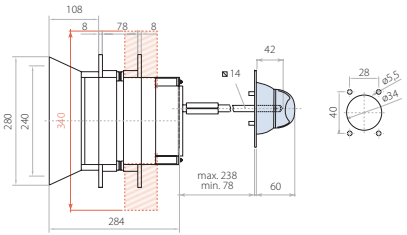	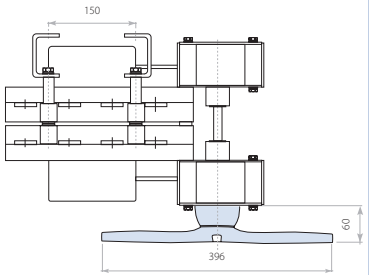	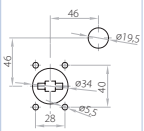	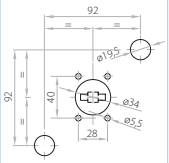	

负荷开关和转换开关 / SWITCH - DISCONNECTORS

S5000 | 尺寸 / *Dimensions (mm)*

S5000 | 尺寸 / *Dimensions (mm)*

外部手柄和钻孔 / *Panel handle and drilling*

直接手柄 / *Direct handle*

系列 Series	安培 *Amps (Ith)*	规格 *Size*	正视图 *Front view*	俯视图 *Side view*	俯视图 *Top view*	配电柜上为手柄和锁定装置开设的钻孔 *Panel drilling for handle and keylock device* 单 / *simple*	配电柜上为手柄和锁定装置开设的钻孔 *Panel drilling for handle and keylock device* 双 / *double*
S5	1000 1250 1600 1800	4	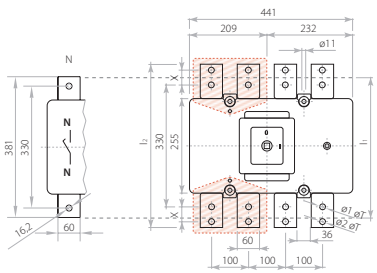	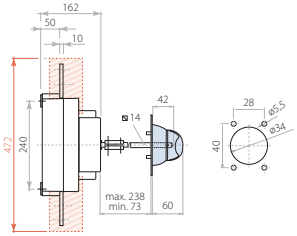	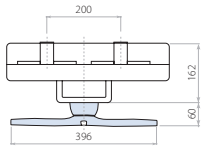	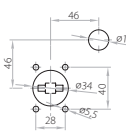	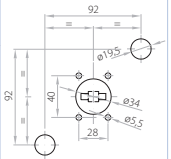
	2000 2500 3150	5	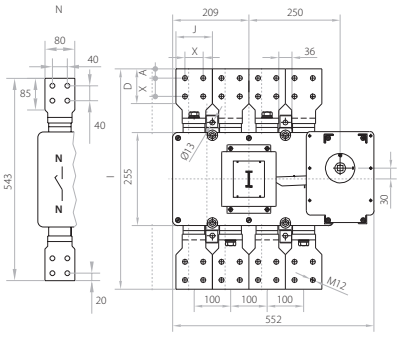	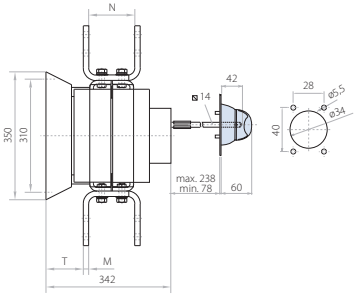	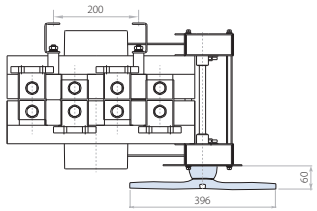	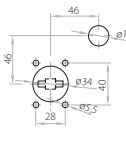	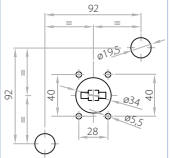
	4000 5000 6300	6	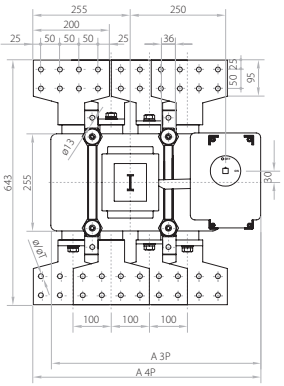	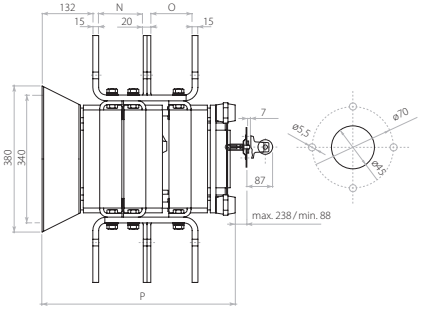	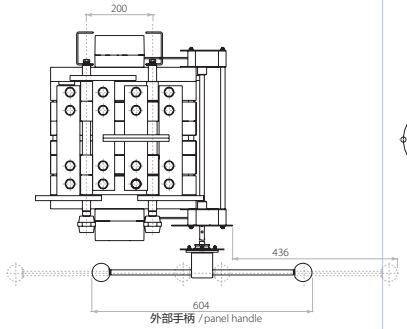	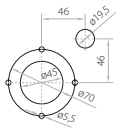	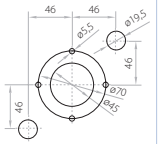

尺寸 (mm) *Dimensions (mm)*	I_1	I_2	X	ø1	øT	ø2	øT
1000 A 1250 A	381	-	-	16,2	M16	-	-
1600 A 1800 A	-	441	40	14,1	M14	14,1	M14

	I	X	A	D	J	N	T	M	øT
2000 A 2500 A	543	40	20	85	80	106	117	10	M12
3150 A	603	50	25	95	100	126	102	15	

	A 3P	A 4P	N	O	P	ø	øT
4000 A	551,5	597,5	116	107,5	502,5	13	M12
5000 A 6300 A	551,5	597,5	164,5	164,5	632		